

A child is shown from the chest up, holding a telescope to their eye. The background is a vibrant, multi-colored gradient of yellow, green, blue, and purple. The text is overlaid on the right side of the image.

ECDS Uploads Preindergarten Data

2020-2021 School Year

Thank you for joining us! We will begin shortly.

Agenda

- Overview
- Data Export Features on CLI Engage
 - Student Results Export walk-through
 - XML File Download Tool walk-through
- Recommended Next Steps
 - Data update resources on CLI Engage
- Support Resources

Do you have an account?

- Community/district user
 - Data management staff
 - Technology staff
- Community/district specialist
- School principal
- School specialist
- Submit a help ticket to set-up your account:

HELP

Type of Issue *

Reporting: District Level (ECDS/XML) ×

Summary or Title of Issue *

Access for data mgmt staff for data exports/XML

ECDS Pre-K Data Uploads: Timeline

- Fall 2020: Beginning-of-year progress monitoring
- Spring 2021: End-of-year progress monitoring
- August-June: District data review
 - Now-June 24: ECDS accepting pre-k data
- **Thursday, June 24, 2020: ECDS deadline**

Process for Pre-K Data

Teachers complete progress monitoring

District reviews data and cleans errors

District exports XML files from CLI Engage

District uploads XML files to ECDS

Requirements

- CIRCLE Progress Monitoring PreK
 - BOY and EOY, specific domains
- TSDS IDs required for students
- Assessment window (dates) required
- School districts/charter schools must upload their own data into ECDS
- XML report will not include an overall composite score for “school readiness”

CPM: Required Measures for ECDS

ECDS Domain	English Measures	Spanish Measures	Score Type
LANGUAGE AND COMMUNICATION	<i>Rapid Vocabulary Naming</i>	<i>Vocabulario rápido</i>	Raw Score
EMERGENT LITERACY: READING	<i>Rapid Letter Naming</i>	<i>Letras rápidas</i>	Raw Score
EMERGENT LITERACY: WRITING	<i>Early Writing Skills</i>	<i>Escritura temprana</i>	Raw Score
MATHEMATICS	<i>Mathematics</i>	<i>Matemáticas</i>	Raw Score (Total)
HEALTH AND WELLNESS	<i>Social and Emotional</i>	<i>Socio-Emocional</i>	Raw Score (Total)

Data Reporting by Wave, 2020-21

	BOY	EOY
CIRCLE Progress Monitoring: 3 Waves of Assessment	Wave 1	Wave 3
CIRCLE Progress Monitoring: 4 Waves of Assessment	Wave 1	Wave 4

CLI Engage XML File Download Tool: Details

- The XML file download tool can create four different sets of files for each wave:
 - **CIRCLE PM PreK (3 waves)**
 - English
 - Spanish
 - **CIRCLE PM PreK (4 waves)**
 - English
 - Spanish
- May need to produce multiple reports

CLI Engage XML File Download Tool: Details

- Reports **ignore** data created under any **Demo** School
- Reports include scores for all students (active and inactive) with a **valid 10-digit TSDS ID**
 - Students with missing, invalid, or duplicate TSDS ID are not included
- Reports include scores for **both Active and Inactive** students with **PK** grade level
 - Students classified as EE or KG are excluded
- Assessment window (dates) are required

Local Decisions

- Possible data scenarios that might cause errors
 - Student leaves the district/charter during the school year
 - Student is new and does not have a TSDS ID
 - Student is created in CLI Engage more than once
 - Student has an IEP
- Collaborations/partnerships (shared student data)

Preparing for ECDS Data Uploads

Recommended steps:

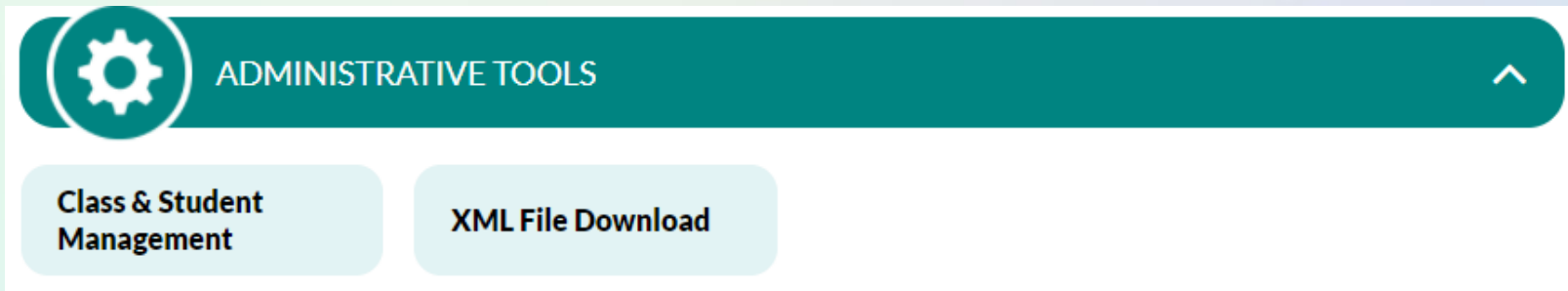
- Use Student Results Export to download a file of the progress monitoring data from CLI Engage
- Ensure that all students have TSDS IDs
- Ensure that any duplicate students have been removed
- Update and adjust enrollment and withdrawal dates to exclude students who were not enrolled during your assessment window
 - If extended BOY window, may need to adjust dates

Data Export Options

- **Student Results Export**
 - Provides CSV files
- **XML File Download**
 - Provides customized XML files formatted for ECDS

Student Results Export

- Allows users to download student results from CIRCLE Progress Monitoring
- Provides a CSV file of child progress monitoring results



Student Results Export

- Community Management
- School Management
- Classroom Management
- Class Management
- TRS Class Management
- Parent Management
- Student Management
- User Management
- CLI User Management
- Permission Management
- Class Roster Management
- My Profile
- Toolbox
- Data Management
- Reports
- Status Tracking
- Export



Reports

Data Export	Create a customized report based on your personal selections for fields from different pages in Engage.
Student Results Export	Generates Excel files with assessment Student results.
BEECH Reports	Report provides a list of BEECH sites in CLI Engage and the student age range counts listed on the School page.
Participation Counts	Generates tables showing participation counts and community counts within specified time periods.
Coach Report	Report shows assigned teacher list for each selected Coach user. Coach assignment is identified on the Teacher page.
Service Report	Report provides list of Schools with Classroom, Teacher, and Student Counts Ever Served across multiple years or for Currently Serving sites in CLI Engage.
Online Courses Report	This report text this report text
Coaching Load by Community	Generates table showing the Available Hours/Cycles, the Requested Hours/Cycles, and the Unused or Excess Hours/Cycles by Community/District.
Teacher Turnover Report	Report provides tables on the first sheet and a list of teachers on the second sheet that have dropped (inactivate) in Engage during a specified time period.
TSR Media Consent Reports	Report provides a Percent Report on first sheet with a list of classes and the percent of Yes, Refused, and No (Missing) Student Consents in Engage. The second sheet is a Student List with

Select Assessment

Student
Results
Export

Reports > Student Results Export

CIRCLE Progress
Monitoring PreK

ABC Names and
Numbers

Texas
Kindergarten
Entry Assessment

Student Results Export

Reports > Student Results Export > CIRCLE Progress Monitoring Pre-K

* Community/District: All

School Name:

School Year: ▾

* Wave:

Time Periods: to

File Separate By: ▾

Report Template: ▾

DOB Range: to

* Grade Level: PK KG 1 2

Schedule

* Start Date:

* Stop Date:

* Frequency:

FrequencyUnit: Day Week Month


* Receive File By: ▾

Percentile Scores Raw Scores

CIRCLE Progress Monitor Pre-K	Results Report	Item Level Report	CIRCLE Progress Monitor Pre-K	Results Report	Item Level Report
	<input type="button" value="Select All"/>	<input type="button" value="Select All"/>		<input type="button" value="Select All"/>	<input type="button" value="Select All"/>
Rapid Letter Naming	<input checked="" type="checkbox"/>	<input type="checkbox"/>	Letras rápidas	<input checked="" type="checkbox"/>	<input type="checkbox"/>
Rapid Vocabulary	<input checked="" type="checkbox"/>	<input type="checkbox"/>	Vocabulario rápido	<input checked="" type="checkbox"/>	<input type="checkbox"/>
Phonological Awareness	<input type="checkbox"/>	<input type="checkbox"/>	Conciencia fonológica	<input type="checkbox"/>	<input type="checkbox"/>
Optional PA	<input type="checkbox"/>	<input type="checkbox"/>	CF Opcional	<input type="checkbox"/>	<input type="checkbox"/>
Math	<input checked="" type="checkbox"/>	<input type="checkbox"/>	Matemáticas	<input checked="" type="checkbox"/>	<input type="checkbox"/>
Optional Math	<input type="checkbox"/>	<input type="checkbox"/>	Matemáticas - Opcional	<input type="checkbox"/>	<input type="checkbox"/>
Letter-Sound Correspondence	<input type="checkbox"/>	<input type="checkbox"/>	Sonidos de letras	<input type="checkbox"/>	<input type="checkbox"/>
Story Retell and Comprehension	<input type="checkbox"/>	<input type="checkbox"/>	Recontar y comprensión	<input type="checkbox"/>	<input type="checkbox"/>
Book and Print Knowledge	<input type="checkbox"/>	<input type="checkbox"/>	Libros y material impreso	<input type="checkbox"/>	<input type="checkbox"/>
Science	<input type="checkbox"/>	<input type="checkbox"/>	Ciencias	<input type="checkbox"/>	<input type="checkbox"/>
Social Studies	<input type="checkbox"/>	<input type="checkbox"/>	Estudios sociales	<input type="checkbox"/>	<input type="checkbox"/>
Social Emotional Behaviors	<input checked="" type="checkbox"/>	<input type="checkbox"/>	Socio-Emocional	<input checked="" type="checkbox"/>	<input type="checkbox"/>
Early Writing Skills	<input checked="" type="checkbox"/>	<input type="checkbox"/>	Escritura temprana	<input checked="" type="checkbox"/>	<input type="checkbox"/>
Approaches to Learning Expanded	<input type="checkbox"/>	<input type="checkbox"/>	Enfoques del aprendizaje - Extendidos	<input type="checkbox"/>	<input type="checkbox"/>
Physical Development and Health	<input type="checkbox"/>	<input type="checkbox"/>	Desarrollo físico y salud	<input type="checkbox"/>	<input type="checkbox"/>
Speech Production and Sentence Skills	<input type="checkbox"/>	<input type="checkbox"/>	Producción de lenguaje	<input type="checkbox"/>	<input type="checkbox"/>
Motivation to Read - En	<input type="checkbox"/>	<input type="checkbox"/>	Motivación para leer	<input type="checkbox"/>	<input type="checkbox"/>
Administration Mode	<input type="checkbox"/>	<input type="checkbox"/>	Modo de Administración	<input type="checkbox"/>	<input type="checkbox"/>



XML File Download Walkthrough




ADMINISTRATIVE TOOLS

Class & Student Management

XML File Download

The image shows a screenshot of a software interface. At the top, there is a dark teal header bar with a white gear icon on the left and the text 'ADMINISTRATIVE TOOLS' in white. Below this header, there are two light blue rounded rectangular buttons. The left button contains the text 'Class & Student Management' and the right button contains the text 'XML File Download'.



CIRCLE Progress Monitoring Pre-K English

CIRCLE Progress Monitoring Pre-K Spanish

CIRCLE PM 4-Waves English

CIRCLE PM 4-Waves Spanish

The image shows a row of four dark green rounded rectangular buttons. Each button contains white text. From left to right, the text is: 'CIRCLE Progress Monitoring Pre-K English', 'CIRCLE Progress Monitoring Pre-K Spanish', 'CIRCLE PM 4-Waves English', and 'CIRCLE PM 4-Waves Spanish'.

XML File Download

XML File Download

XML File Download > CIRCLE Progress Monitoring Pre-K - English

Community/District:

None selected ▼

School:

None selected ▼

Measures:

None selected ▼

DOB Range:

Start date

End date

Generate Report

Waves:

Wave 1

Wave 3

Assessment
Date:

Start date

End date

Select Community/District

[XML File Download](#)

Community/District:

Measures: CLI TEST COMMUNITY

Select Schools

[XML File Download](#)

The screenshot shows a user interface for selecting schools. At the top, a grey button displays "All selected (5)" with a downward arrow. Below this is a dropdown menu with a blue header "Select all" containing a checkmark. The menu lists the following schools, each with a checkmark: "CLI TEST COMMUNITY", "Progress Monitoring School", "Test School 1", "Test School 2", "Test School 3", and "Test School 4".

Select Measures

XML File
Download

Measures:	6 selected ▾
Waves:	<input checked="" type="checkbox"/> Select all
	<input checked="" type="checkbox"/> Emergent Literacy Writing (Early Writing Checklist)
	<input checked="" type="checkbox"/> Emergent Literacy Reading (Rapid Letter Naming)
File Name:	<input checked="" type="checkbox"/> Language and Communication (Rapid Vocabulary 1)
School:	<input checked="" type="checkbox"/> Language and Communication (Rapid Vocabulary 3)
	<input checked="" type="checkbox"/> Health and Wellness (Social Emotional Checklist)
File Name	<input checked="" type="checkbox"/> Mathematics (Math)

Details: DOB

[XML File Download](#)

- **DOB Range** fields are optional
- Can be used to **limit the data** for Students **within certain age** group calculated as of 9/1/20

DOB Range:

Start Date: High Age Limit	End Date: Low Age Limit	Age Group: As of 9/1/20
Leave blank	Leave blank	All ages
Leave blank	09/01/2017	3.0 and older
Leave blank	03/01/2017	3.5 and older
Leave blank	09/01/2016	4.0 and older
09/01/2017	Leave blank	3.0 and younger
03/01/2017	Leave blank	3.5 and younger
09/01/2016	Leave blank	4.0 and younger
09/01/2014	09/01/2017	3.0 to 6.0
09/01/2014	03/01/2017	3.5 to 6.0
09/01/2014	09/01/2016	4.0 to 6.0

Wave and Assessment Window

XML File
Download

- Select Wave 1 (BOY) or Wave 3/4 (EOY)
- Assessment window fields are **required**

XML File Download > CIRCLE Progress Monitoring Pre-K - English

Community/District:	<input type="text" value="None selected"/>	School:	<input type="text" value="None selected"/>	<input type="button" value="Generate Report"/>
Measures:	<input type="text" value="None selected"/>	DOB Range:	<input type="text" value="Start date"/> <input type="text" value="End date"/>	
Waves:	<input type="checkbox"/> Wave 1 <input type="checkbox"/> Wave 3	Assessment Date:	<input type="text" value="Start date"/> <input type="text" value="End date"/>	

Generate Report

XML File
Download

XML File Download > CIRCLE Progress Monitoring Pre-K - English

Community/District:

CLI TEST COMMUNITY ▾

School:

All selected (7) ▾

Measures:

6 selected ▾

DOB Range:

Start date

End date

Generate Report


Waves:

Wave 1 Wave 3

Assessment
Date:

10/01/2020

11/11/2020




Your report will be ready soon.

OK

Export Outcomes



XML File
Download

- The report may take a few minutes
- Check the “Status” column
 - Reload the page
 - Change from “Pending” to “Succeed”



Export Outcomes

XML File
Download

Status	Action
Succeed	 

Result: download “ID” report to find students without, with invalid, or duplicate TSDS IDs

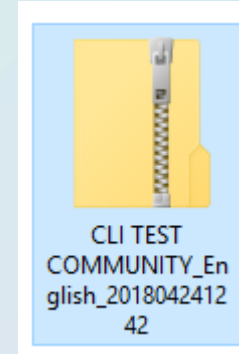
Status	Action
Succeed	No Data

Result: No students have TSDS IDs uploaded or no scores on selected measures

Downloads

XML File
Download

- Files will download in a zipped folder
- The folder will contain three files:



1. Assessment Metadata (defines the assessment)
2. Student Parent Extension (defines the Students)
3. Student Assessment (provides the scores by Student)

Updating Student Information: Enrollment Dates and TSDS IDs

[XML File
Download](#)

- For few student updates:
 - Class Roster Management
- For bulk student updates:
 - Student bulk upload process
 - Single roster upload

Uploading to ECDS

- Upload XML files to ECDS
 - No need to manipulate files once extracted
 - Remember to upload BOY and EOY XML files in assessed languages
- ECDS submissions due to TEA for this school year:
 - CIRCLE Progress Monitoring: **Thursday, June 24**
- For Policy questions regarding assessments can be sent to: ecds@tea.texas.gov
- For ECDS uploading technical issues, submit a TIMS ticket at: <https://tealprod.tea.state.tx.us/TSDS/Support>

Most Common ECDS Fatal Errors

Contact TEA via TIMS Ticket IF:

Error description includes the following terms:

- PK-CURRICULA
- HIGH-QUALITY-PKPROGRAM-INDICATOR
- STUDENTINSTRUCTION
- PK-SCHOOL-TYPE
- PROGRAM-EVALUATION-TYPE
- HOMEROOM-INDICATOR
- ENTRY-GRADE-LEVELTYPE

Errors might be related to data provided by SIS vendor

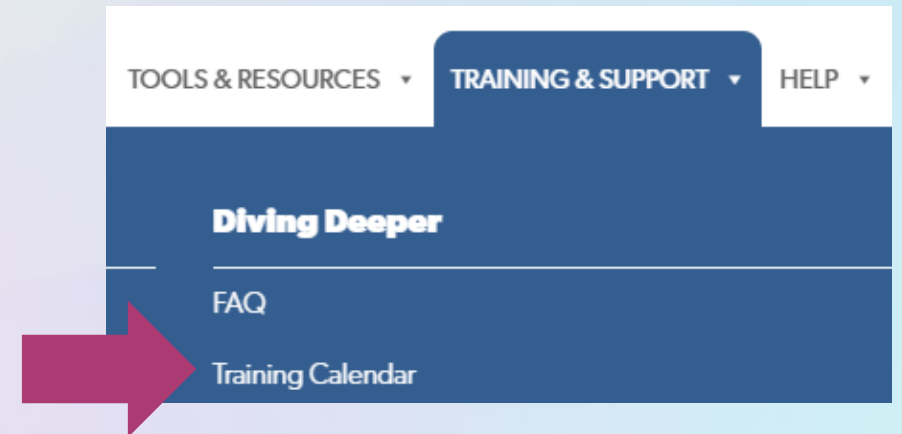
Update Enrollment and Withdrawal dates in CLI Engage, or submit a help ticket for assistance IF:

Error description includes the following term:

- ADMINISTRATION-DATE


Help Ticket System

- Help for all users!
 - Data management staff
 - School staff
- CLI Staff providing support from 7 AM – 6 PM for:
 - System, tools, and login issues
- Live Support, via Webex
 - Wednesdays, Thursdays, and Fridays
 - **8-11 AM** and **1-4 PM**



Need help?

Help Center / CLI Engage Help Desk

 **Help Ticket**

Can't login? [CLICK HERE](#)

Raise this request on behalf of *

Enter name or email...

First Name *

Last Name *

Type of Issue *

Summary or Title of Issue *

Description of Issue *

Submit a “Help Ticket” if you need assistance by clicking on the HELP button in the website navigation.

HELP

Summary

- CLI Engage's XML File Download Tool provides XML files specifically formatted for upload into ECDS
- Reference how-to guides and our support team for assistance
- Export your student results for district analysis
 - *Last day to download 2020-21 data from CLI Engage: July 7*
- Final deadline for pre-k data uploads to ECDS:
Thursday, June 24, 2021

Questions?

- Contacts for assistance:
 - CLI Engage: Submit a help ticket
 - TEA (policy questions): ecds@tea.texas.gov
- For ECDS uploading technical issues, submit a TIMS ticket at: <https://tealprod.tea.state.tx.us/TSDS/Support>
- For CLI Engage support, submit a help ticket at:

HELP