



CIRCLE PRE-K CURRICULUM

Lessons from the CIRCLE Pre-K Curriculum have been hand-picked for this collection. These lessons can be easily adapted for remote instruction and learning.



Included are book read alouds, literacy, math, social and emotional and shared writing lessons along with aligned activities in the Family Workbook companion. At the end of a lesson, direct the children to complete the Family Workbook activity independently on the pages listed underneath each lesson. Encourage families to send you a picture of their child's independent work so you can assess their learning.

Also included are optional CIRCLE Activity Collection: Family activities for children and families to do together. These activities are aligned with specific lessons and provide great opportunities for families to extend their child's learning! These family activities are indicated with the symbol: 

Use the following key to help you identify lesson/activity features.

Highlighted	Video available with lesson/activity
FWB	Independent child activity in Family Workbook
	Family Activity



WEEK 1

Book Read Aloud	Literacy	Math	Social & Emotional	Shared Writing
Environmental Print (FWB page 2)	Willoughby Wallaby Woo (FWB page 2)	Five Little Monkeys (FWB page 5)	Classroom Rules (FWB page 7)	Morning Message (FWB page 7)
	 Time to Make a Rhyme	 Number Songs		
Little Red Box	Developing Letter Knowledge Using ABC Books (FWB page 5)	What's the Same? (FWB page 7)		
	Name Cheer			

Materials children will need at home for this week's lessons and independent child activities:

- Pencil
- Crayons
- Blank paper
- Plastic letters



WEEK 2

Book Read Aloud	Literacy	Math	Social & Emotional	Shared Writing
Introduction to a Picture Walk (FWB page 8)	Can You Find Your Name for Me? (FWB page 8)	Sort By Color (FWB page 10)	Going to School (FWB page 13)	Morning Message (FWB page 13)
		 Super Sort		
	Developing Letter Knowledge using an ABC Book (FWB page 8)	Let's Sort (FWB page 12)	Chickie-Chickie Roo-Roo	
	 Letter Lineup			
		Would You Rather?		

Materials children will need at home for this week's lessons and independent child activities:

- Pencil
- Crayons
- Blank paper
- Scissors
- Glue
- Snap cubes
- Counting bears



WEEK 3

Book Read Aloud	Literacy	Math	Social & Emotional	Shared Writing
Acting Out Words with Bear Snores On By Karma Wilson (FWB page 14)	Listening for Words (FWB page 14)	Number Line Dance (FWB page 16)	Our Favorites (FWB page 17)	Skywriting (FWB page 19)
	 Jump a Sentence		 My Favorite Things	
	Words We Know Alphabet Book (FWB page 16)	What's the Same? (FWB page 17)	Making Friends	
	Word Toss			

Materials children will need at home for this week's lessons and independent child activities:

- Pencil
- Crayons
- Blank paper
- Small blocks
- Letter cards
- Counting bears
- Number cards (1-10)
- Number line (1-10)



WEEK 4

Book Read Aloud	Literacy	Math	Social & Emotional	Shared Writing
Developing Print Awareness Using Big Books (FWB page 20)	Breaking Apart Compound Words (FWB page 20)	Let's Count (FWB page 21)	Happy to Be Me (FWB page 23)	Modeled Daily News (FWB page 25)
		 Let's Tap and Count	 Happy to Be Me	
	Making Compound Words (FWB page 21)	Recording the Weather (FWB page 23)		Introducing Journals
		One, Two, Buckle My Shoe		

Materials children will need at home for this week's lessons and independent child activities:

- Pencil
- Crayons
- Blank paper

WEEK 5

Book Read Aloud	Literacy	Math	Social & Emotional	Shared Writing
Picture Letter Word Game (FWB page 2)	Hearing Words in a Sentence (FWB page 3)	Teaching Positional Words through Read Alouds (FWB page 5)	Asking for What You Need and Want (FWB page 9)	Shared Daily News (FWB page 9)
	Matching Letters (FWB page 4)	How Many Do You Have? (FWB page 7)		Sky Writing
	 Letter Line Up	 Number Cups		
	Pictures Need a Thousand Words			

Materials children will need at home for this week's lessons and independent child activities:

Pencils

Crayons

Plastic letters



Blank paper

Scissors

Glue

Counters



WEEK 6

Book Read Aloud	Literacy	Math	Social & Emotional	Shared Writing
I Can Read Chart (FWB page 10)	Are You My Parent? (FWB page 11)	Show Me the Shape! (FWB page 12)	My Family (FWB page 13)	What Can We Write About? (FWB page 15)
	Word Toss (FWB page 11)	Shape Graphing (FWB page 13)	 Dance Party	 Let's Write a Story!
	Disappearing Name Game	Let's Count		

Materials children will need at home for this week's lessons and independent child activities:

- Pencils
- Crayons
- Blank paper
- Scissors
- Glue
- Cut-out shapes



WEEK 7

Book Read Aloud	Literacy	Math	Social & Emotional	Shared Writing
Remembering Text Details (FWB page 17)	Building Names (FWB page 19)	Shape Building (FWB page 22)	Sharing Space (FWB page 24)	People Write in Different Ways (FWB page 24)
	 Name Hopscotch			
 Be a Storyteller	Introduction to Syllables (FWB page 21)	Same Size (FWB page 23)		
Picture Walk		Hokey Pokey Shapes		

Materials children will need at home for this week's lessons and independent child activities:

- Pencils
- Crayons
- Blank paper
- Scissors
- Glue
- Cut-out shapes



WEEK 8

Book Read Aloud	Literacy	Math	Social & Emotional	Shared Writing
Teaching Vocabulary Before a Read Aloud (FWB page 25)	Segmenting Syllables - Themed Words (FWB page 25)	Show Me The Number (FWB page 27)	Different Hands (FWB page 29)	People Write in Different Ways (FWB page 29)
		 Letter or Number?		
Informational Read Aloud - Using Before, During, and After Reading Strategies	 Syllable Clapping	Teaching About Shapes Through Read Alouds (FWB page 29)		
	Segmenting Syllables - Names (FWB page 27)			
	Busy, Busy Bumblebee			

Materials children will need at home for this week's lessons and independent child activities:

- Crayons
- Pencil
- Blank paper
- Picture cards
- Plastic alphabet letter (upper case and lower case)
- Plastic numbers 0-9
- Plastic shapes



WEEK 9

Book Read Aloud	Literacy	Math	Social & Emotional	Shared Writing
Teaching Vocabulary Before a Read Aloud (FWB page 30)	In the Bag (FWB page 31)	One, Two, Buckle My Shoe (FWB page 34)	Career Day (FWB page 36)	Shared Daily News (FWB page 36)
	 Same Sound Picture Matching			
	Tongue Twisters - Introduction (FWB page 33)	Patterns (FWB page 34)	When I Grow Up	
	Same Sound Introduction	 Pattern Play		

Materials children will need at home for this week's lessons and independent child activities:

- Pencils
- Crayons
- Blank paper
- Scissors
- Glue
- Picture cards
- Snap Cubes
- Lined paper

WEEK 10

Book Read Aloud	Literacy	Math	Social & Emotional	Shared Writing
Intentional Read Aloud (FWB page 37)	Pairs of Pictures (FWB page 37)	Looking at Numbers (FWB page 40)	First Responders (FWB page 42)	Heart Map (FWB page 43)
I Can Read Chart	 Thumbs Up Rhyming	Teaching about Measurement through Read Alouds (FWB page 40)		
	Rhyming Word Detective (FWB page 39)	 Which is Taller?		
	Letter Sort			

Materials children will need at home for this week's lessons and independent child activities:

- Pencils
- Crayons
- Blank paper
- Scissors
- Glue
- Plastic letters
- Plastic numbers